



Newsletter of the Pacific Northwest Chapter Antique & Classic Boat Society

# THE WET EDGE

July 2023

Guest Editor: Greg Batie

## WHAT IS A 5200 BOTTOM?

At the first ACBS Pacific Northwest Chapter meeting that I attended in 2016 Don Palmer came over and introduced himself and asked me about my boat. I told him it was a 1956 Century Resorter that I had owned for 40 years. His next question was “Does it have a 5200 bottom?” Well, I did not know what a 5200 bottom was. Could it be some outrageous score in a classic boating event or beauty contest? The previous month we had shown our boat at Mahogany & Merlot in Lake Chelan and after launching, both bilge pumps ran continuously for three hours. Based on this experience, I was pretty sure that our boat did not have a 5200 bottom.

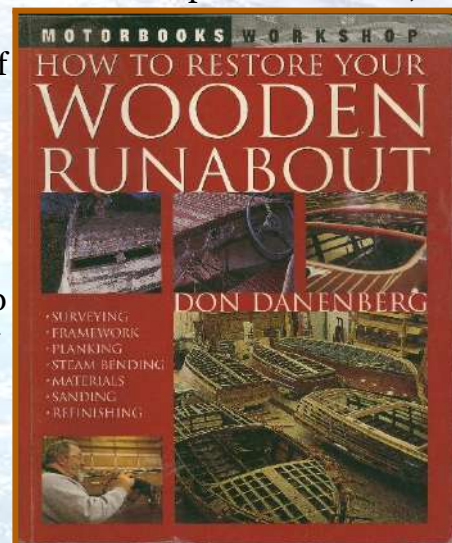
After that first meeting I did a little research and learned that Century boats used single plank board and batten construction. This was lighter than a double planked boat, providing better performance, but was prone to increased leakage. Single plank construction means that each plank is fastened to a batten running longitudinally behind the seams between the planks. This provided lots of potential for leaks when the caulking began to dry out. Boats that had the luxury of being kept in the water during the boating season weren't as much of a problem, as the wood was allowed to “swell” which tightened the seams and reduced the amount of water leaking into the bilge. Well, our boat is kept in the garage and trailered to 2 or 3 events each season. It was tiresome trying to swell the bottom before each event, or having the bilge pump run



continuously after launching, so in 2018 we decided to replace the bottom.

I knew that Warren Olson was working on a boat in his garage so when he needed help to turn it over, I gladly volunteered.

He lent me a copy of Don Daneberg's excellent book How to Restore Your Wooden Runabout that provided detailed step by step instructions on how to replace your boat bottom with a 5200 bottom.



There are also 2 videos located in the members area of the ACBS website:

<https://myacbs.org/Archive/Viewer?filename=jeff2014%2FFunk-5200BoatBottomReplacement1.mp4#>

The name “5200 bottom” comes from the name of the caulking that is manufactured by the 3M company. As stated in their literature “3M 5200 calk is a high strength, gap filling, polyurethane that chemically reacts with moisture to provide strong, flexible bonds.” Just the kind of stuff that you would want to seal the seams on a wooden boat. This product comes in 4 colors: white, black, tan and mahogany. The mahogany color is what most restorers use when replacing a bottom.

I also learned that a 5200 bottom consists of a 4 mm piece of Okoume marine plywood attached to



the chines and ribs with 5200 sealant and temporary screws or staples. The plywood is then sealed with clear penetrating epoxy sealer. This plywood provides the backing for a layer of 5200 sealant to be spread before screwing down the planks. Before spreading the 5200 sealant, the planks should be dry fitted first.



*New battens attached to frames.*

*5200 sealant applied to battens and frames before attaching plywood.*



*Dry fitting planks.*



*Tacking down guide prior to cutting plank.*

A couple of suggestions about working with 5200. This stuff is very sticky and tends to get on everything, so wear old clothes and disposable gloves. It can be cleaned up with thinner, but will affect stain penetration on hull sides if accidentally spilled there. The use of a pneumatic calking gun is recommended to prevent hand fatigue. If applying 5200 during cold weather, it is suggested to warm it up to make it easier to spread. Don't make the

same mistake that I did by warming up an open tube of caulk in my wife's oven and having it puke out onto the lower element. It didn't look so good and the smell wasn't that pleasant either.

*Using pneumatic calking gun.*



*Warmed 5200 in the oven.*



Only apply 5200 one plank width at a time, starting at the keel and working toward the chines. This is to prevent dragging your sleeves, pants, or tools through the wet calk.

*Troweling on 5200.*






*Installing one plank at a time.*



*Screwing down planks. Note that holes were pre-drilled when the plank was dry fitted.*



*Ooze is good!*

Another caution that I never thought of before starting on this project. Make sure that you have enough room from the boat stern to the back wall of the work area to allow for the length of the prop strut and drill motor to cut the shaft hole through the bottom. I ended up having to cut a hole in the wall to allow space for the right-angled drill motor and shaft with the hole saw welded to it.

*-opening cut in wall for drill motor.*



*Shaft Log - boring setup.*



*Bottom finished and painted.*



*"At Last" leak free and show ready!*





# BOAT RESTORATION RESOURCES

## (With notes from Greg)

### Chrome Plating

#### *Enumclaw Tire Shop*

837 Stevenson Ave Phone: 360 825-3121  
Enumclaw WA 98022 Cell Phone: 360 825-3163

He is one of the owners of the tire shop but also does metal polishing. He has a friend that does the chrome plating as a side business. I had them re-chrome my cutwater and they did a great job. Warren Olson has also used them for stuff on his boats. He will give you an estimate but because he isn't actually doing the work, it is just an estimate. Call him before you go there to make sure he is still doing chrome work. He likes to be paid in cash.

#### *Specialty Plating*

329 E Blackburn Rd,  
Mount Vernon, WA 98273  
Forest's Home Phone: 360 336-2355 Work: 360 679-4665

Ike Kielgass uses him for his chrome plating. Call him before going there as he is not in the office every day.

#### *Spokane Metal Finishing*

1519 E Trent Ave,  
Spokane, WA 99202  
Kim [\(509\) 535-7116](tel:5095357116)

#### [Spokane Metal Finishing - Professional Chromers - Chrome Plating Polishing And Repair](#)

Used by Jim West and Mark Clawson

### Other Contacts

#### *Van Ness Engineering*

Dave Van Ness Phone: (201) 445-8685  
Cell Phone: (201) 835-7221  
email: [vannesseng@optonline.net](mailto:vannesseng@optonline.net)  
website: <http://www.vannessengineering.com/>

Dave is a good resource for old marine engine restorations if you can get a hold of him. I suggest calling the office or sending an email first and let him call you back.

#### *Olson's Gaskets*

Richard Phone: (360) 871-1207  
Cell Phone: (360) 908-5158  
email inquiry: [info@olsonsgaskets.com](mailto:info@olsonsgaskets.com)  
email: [Richard@olsonsgaskets.com](mailto:Richard@olsonsgaskets.com)  
website: <https://www.olsonsgaskets.com/>

They are located in Port Orchard and can probably supply any gaskets you need. They quoted me \$325 for the head gasket for my Gray Marine engine (I paid \$115 for the head gasket from Van Ness Engineering). Richard said they can supply a complete gasket set for the Gray Marine engine for \$445 (without the head gasket).

#### *Mike's Carburetor Parts*

Phone: (888) 689-9758  
email: [sales@mikescarb.com](mailto:sales@mikescarb.com)  
website: <https://www.carburetor-parts.com/>

They are located in Chehalis, WA and can supply a carburetor rebuild kit. I purchased 2 kits for my Grey Marine and they arrived via priority mail 2 days later.

#### *Blanchard Electric*

5509 W Valley Hwy E Suite B101  
Sumner, WA 98390

Todd Francis - Manager Phone: (206) 682-2981  
Cell Phone: (206) 369-8522  
email: [todd@blanchardelectric.com](mailto:todd@blanchardelectric.com)  
website: <https://www.blanchardelectric.com/>

Todd was very helpful when I took my starter in. They also do control cables. Todd is a member of the Hydroplane and Raceboat museum.

#### *Action Machine*

17012 Aurora Ave. N. Rob Estes - owner  
Shoreline, WA 98133 Phone: (206) 546-2082

website: <https://actionmachine.com/>

This is an excellent machine shop and is where Karl Hoffman has all his work done. Rob was very helpful in trying to find a head gasket for me from a supplier in Portland, but was not able to come up with one. I had them resurface my head for me.

Thomas Drozd Cell Phone: (312) 907-5779  
2508 Baywater Rd email: [tomdrozd@hotmail.com](mailto:tomdrozd@hotmail.com)  
Tavares FL 32778

He supplied the Century steering wheel inserts for Brian Fair and my boat at a cost of \$70 plus \$8 shipping. Email him first if you need to replace yours.

*Jacobs' Upholstery & Automotive* 509-926-4230  
16023 E. Sprague Ave. 509-924-3916 fax  
Spokane, WA 99037 Darby or Cody  
[darby@jacobscustomliving.com](mailto:darby@jacobscustomliving.com)  
[www.jacobscustomliving.com](http://www.jacobscustomliving.com)

#### *Clawson Classic Instruments*

2402 30th St  
Anacortes, WA 98221  
[\(360\) 299-8636](tel:3602998636)  
e-mail: [markclawson.com](mailto:markclawson.com)





By: Greg Batie

## Easy Bung Removal

If you have a lot of bungs (those little wooden plugs that hide the screws in the planks) here is a great tool that makes them easy to remove. It is called a sheet metal hole cutter. They can also be used to remove spot welds.



The centering pin on the arbor is spring loaded so all you have to do is place it in the center of the bung, depress the cutter to the wood and start drilling. If you are- going to replace the blank you can move quickly because you aren't going to replace the bung in the same hole. If you are going to reuse the plank, the bung can be broken out using an ice pick without prying against the edge of the hole. See the excellent video on the ACBS website members only section

<https://myacbs.org/Archive/Viewer?filename=abm2012%2Fabmbungs.mp4#>

I found a used set on ebay for \$130. Smaller sets with only one size of cutter are available for \$30.



*Notes From the President*  
*~ Corrine Lucas*

There are exactly two days between trips. Two days to pack and unpack laundry, plan the meals, care for the animals and plants, two days to produce a newsletter and catch up on digital-intensive tasks before again disconnecting from “The Interwebs” and connecting with purpose to family and to boating in new waters amongst friends.

This summer is a strange mix of busy-ness and relaxation. Time with family means time frantically spent planning, checking and double checking lists, cleaning and testing boats and trailers, having the right paperwork in order for border crossings and providing instructions so that things run smoothly in our absence. It also means enjoying the time getting there. Singing goofy songs in the car, noticing strange drivers, asking questions about life, and also zoning out in our own internal world.

This summer I am increasingly aware of the nature and quality of interactions. In Penticton, there were so many great tips and cautionary tales shared with new members. There were also reminiscences of trips and club events and how helpful it can be to be connected to this community. It was encouraging to meet new members and brainstorm ideas for engagement in their (Western Canada) chapter.

It made me so thankful for our PNW Chapter and its longstanding traditions. We have persevered through many changes and have always managed to always find solutions. Gene Coulon Park under construction? We now have reservations for 200' of dock space at **Fisherman's Terminal** for a show on **August 19th!** No fee necessary, just show up and show off your beautiful classic and antique boats amongst friends!

Yes, the busy-ness is somewhat hectic and in hasty preparation some details get missed, but the fun is in the small moments...conversations with friends, puns that make your teenagers groan, wildlife witnessed, and of course boat rides!



## Summer Safety Reminders




**Drink Plenty of Water!!**

Here comes the sun! July is Sun Safe Boating Month. Now is the time to remember that boater safety is not just at play when you are underway! Too much sun exposure and lack of hydration affect everyone - not just for yourselves, but also for guests on your boats. Children require extra attention. And these suggestions apply not just while riding, but also while sitting at the dock at boat shows. Heat stroke is a condition caused by overheating—usually as a result of prolonged exposure to or overexertion in hot, humid conditions. Age and/or underlying health conditions can also result in heat stroke, although this might develop over several days. We can also become seriously dehydrated in hot weather—it can be life-threatening. So remember to take breaks out of the heat and get plenty of water!



This is Jerry Campbell's 1941 17' Barrel Back. Asking \$55,000. A pristine restoration infused with love for a dear lady.



Stem to stern you can trust the workmanship and attention to detail that went into Coleen. Contact Karl Hoffman For more information. (253) 221-3969



## Minutes of the PNW ACBS June Membership Meeting (pending approval at the next meeting)

The June 14th meeting was held at the Puget Sound Yacht Club in Seattle. Meeting called to order at 1830 by President Corrine Lucas. In attendance were VP Greg Batie, Secretary Rich Halbert, Treasurer Kirk Knapp, Board Members Ron Wilson, Fred Hall, Jeff Lucas, Mo Wilhelm, Rick Means, Scott Mason. Advisors Warren Olson, Ron Stevenson, Dick Dow and Ike Kielgass. Social Chair Don Palmer and Cruiser Chair Karl Hoffman. Members in attendance were Frank Gonzales, Liz Gregory, Maria Wilson, Erik Larsen, Andy and Leilani Mueller. The past minutes were approved as presented.

The treasurer reported \$2580 income, \$2592 expenses for a running balance of \$9804.98.

Membership is now at 147, including new member Jim Ross of Mt. Vernon, welcome aboard!

President Lucas gave a review of International's remarks on last year's End of Year Summary Report. It was overwhelmingly positive. We are in much better shape than many similarly sized chapters.

Scott Mason updated us on 501c3 progress, still in process with the IRS.

This summer's upcoming events were discussed through M&M in October. Make sure to check out the events page and register early. Ron Stevenson will be finalizing details for a PNW boat show at Fisherman's Terminal in August. It was moved and seconded for the club to pay for the moorage for the event in the amount of less than \$300. Motion carried.

Under new business: discussions about contributions to the UW rowing program were considered. In light of their massive budget and support, it was decided to send them a thank you letter for the use of their docks and cafeteria after opening Day.

Continued discussion about poster boards for boat shows, more to come.

Discussion of generic business cards to hand out with a link to our website. More to come.

Discussion of the promotion of providing alcohol at meetings led to the removal of the language from the website. There may be more to come regarding insurance issues.



# Calendar of Events 2023:

## July

**9-14** CWC Mayfield Lake CWC event

**12th**- Mayfield Lake *MeetUP! (meeting)* 10am cruise on the lake, 3pm cocktails and 4pm potluck dinner. Call Margaret Horn (503) 341-7562

**14-16** Inland Empire "Sand Point Boat Show" <https://www.inlandempireacbs.com>

**14-17** "Chris Craft Rendezvous" Pt. Orchard <http://www.chriscraftrendezvous.com>

## August

**9th** - Lake Tapps Family Fun Day and meeting. Noon at Don's for lunch, play on the lake and then maybe more at Scott's house! contact Scott Mason (253) 732 -5001 or Don Palmer (253) 327-3527 for launching details and directions.

**11th** Inland Empire Coeur d' Alene Antique and Classic Boat Festival

<https://www.inlandempireacbs.com>

**19th** - Fisherman's Terminal Boat Show! Details contact Jeff Lucas (253) 820 - 1624

## September

**1-4** Inland Empire "Dry Rot Boat Show" <https://www.inlandempireacbs.com>

**1st** - MeetUP! Mason Lake Contact Todd Jensen for details. (253) 381 - 0114

<https://www.inlandempireacbs.com>

**13th**- Business Meeting Hydroplane and Raceboat Museum \$25 buy-in.

## October (REGISTRATION OPEN)

**5-8** Lake Chelan Stehekin pre-event <https://www.acbs-pnw.org/Registration-Forms>

**6-8th** Mahogany & Merlot <http://thunderboats.ning.com/events/event/listUpcoming>

**11th** - Members Meeting \$20 buy -in Ike's Garage-Mahal, Jim Peters' Chris Craft Presentation

## November

**2nd**- Election day for PNW ACBS officer/board vacancies

**4th** - Annual Dinner at Tacoma Yacht Club Details TBD.

## December

**16th**- Queen City Yacht Club lighted boat parade and MeetUP!

## January 2024

**10th** - Business Meeting Corrine Lucas' house  
Snoop tour begins at 1pm, meal 2pm, meeting begins at 3pm. Calendar of events, assignment of committees.

## Pacific Northwest Chapter of the Antique and Classic Boat Society

### Officers

President Corrine Lucas  
Vice President Greg Batie  
Secretary Rich Halbert  
Treasurer Kirk Knapp

### Directors

Kyle Bieber  
Fred Hall  
Jeff Lucas  
Scott Mason  
Rick Means  
Ken Waldal  
Mo Wilhelm  
Ron Wilson

### Advisors

Dick Dow  
Ike Kielgass  
Warren Olson  
Don Palmer  
Ron Stevenson  
Past President Craig Magnusson

### Newsletter

Corrine Lucas

### Webmaster

Liz Gregory  
**FACEBOOK**

Brian Flaberty  
Steve Snider  
Jeff Lucas  
Maria Wilson

### Instagram

Maria Wilson



ACBS - PNW Chapter  
8704 State Rte 530 NE  
Arlington, WA 98223

ACBS.org  
ACBS-PNW.org